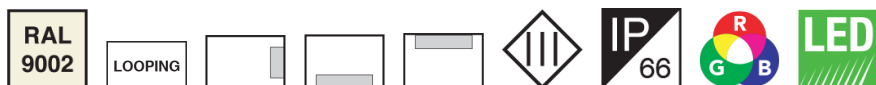



M315MLED1RGB-W

ARTiLUX spot facade light, Medium beam angle, 12-cm Dia., RGB, LED1, 500 Lumens, 15W, Milk white



About Product

ARTiLUX spot facade light is Mazinoor state of the art design suitable for architectural and outdoor facade lighting applications such as building facades. Aesthetically beautiful design, sturdy structure, specially designed lenses with medium or narrow light distribution, flexibility in light direction adjustment, and high ingress protection (IP66) are among the highlights of this luminaire.



Technical Information

Catalogue Code/product code:	M315MLED1RGB-W
Mounting Type:	Ground mounting, Surface Mounted, Wall Mounted; Surface Mounted
Application:	Green area, Facade and architectural lighting
Light source type:	LED
Module/ Lamp quantity:	1
CCT (Color temperature):	RGB
Light source:	LED
Lumen maintenance:	> 50000 hours
Lumen maintenance factor:	L70
CRI (Color rendering index):	-
Power Consumption:	15
Luminous Flux:	500
Efficacy (lm/W):	33
IP (Ingress Protection):	IP66
Insulation Class:	Class III
Max. Ambient Temperature:	+40°C
Min. Ambient Temperature:	-30°C
Ballast/ Driver:	-
Ballast/ driver Spec:	-
Ballast/ Driver (Channel quantity):	-

M315MLED1RGB-W

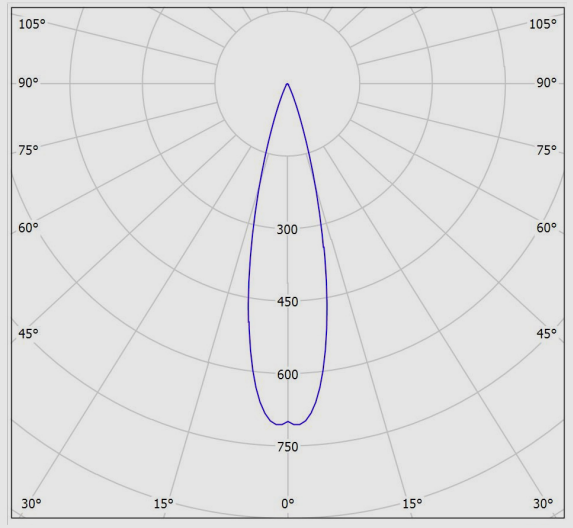
ARTiLUX spot facade light, Medium beam angle, 12-cm Dia., RGB, LED1, 500 Lumens, 15W, Milk white

Mains voltage:	-
Voltage Frequency:	-
Wire / Cable Spec:	PVC solid wire
Wire cross section:	0.5
Terminal material:	Polycarbonate
Terminal Spec:	Tool free wire connection. Cable looping is possible. 4 pole (Size: 2.5)
Cable Looping:	Yes
Body Material:	Die-Cast aluminum
Body Coating:	Powder coated
Body Color:	Milk white
RAL:	RAL9002
Body Characteristic:	Rotatable optical compartment
Diffuser/Glass Material:	Glass
Diffuser/Glass Shape:	Flat
Diffuser/Glass Characteristic:	4mm thickness
Lens Material:	clear Acrylic
Lens Characteristic:	Symmetrical light distribution with lens
Light Distribution:	35 degrees
Gasket Material:	silicon
Packaging type:	Nylon cover and carton
Weight(Kg):	1
Dimensions(mm):	Ø120x170
Luminaire mechanical impact resistance:	IK07

M315MLED1RGB-W

ARTiLUX spot facede light, Medium beam angle, 12-cm Dia., RGB, LED1, 500 Lumens, 15W, Milk white

Photometric Graph



Glare Evaluation According to UGR											
ρ Ceiling		70	70	50	50	30	70	70	50	50	30
ρ Walls		50	30	50	30	30	50	30	50	30	30
ρ Floor		20	20	20	20	20	20	20	20	20	20
Room Size X Y		Viewing direction at right angles to lamp axis					Viewing direction parallel to lamp axis				
2H	2H	-9.3	-8.7	-9.1	-8.5	-8.3	-9.3	-8.7	-9.1	-8.5	-8.3
	3H	-9.4	-8.8	-9.1	-8.6	-8.3	-9.4	-8.8	-9.1	-8.6	-8.3
	4H	-9.4	-8.9	-9.1	-8.6	-8.4	-9.4	-8.9	-9.1	-8.6	-8.4
	6H	-9.5	-9.0	-9.2	-8.7	-8.4	-9.5	-9.0	-9.2	-8.7	-8.4
	8H	-9.6	-9.1	-9.2	-8.8	-8.5	-9.6	-9.1	-9.2	-8.8	-8.5
4H	12H	-9.6	-9.1	-9.2	-8.8	-8.5	-9.6	-9.1	-9.2	-8.8	-8.5
	2H	-9.4	-8.8	-9.1	-8.6	-8.3	-9.4	-8.8	-9.1	-8.6	-8.3
	3H	-9.4	-9.0	-9.1	-8.7	-8.4	-9.4	-9.0	-9.1	-8.7	-8.4
	4H	-9.5	-9.1	-9.1	-8.8	-8.4	-9.5	-9.1	-9.1	-8.8	-8.4
	6H	-9.6	-9.2	-9.2	-8.9	-8.5	-9.6	-9.2	-9.2	-8.9	-8.5
8H	8H	-9.6	-9.3	-9.2	-8.9	-8.5	-9.6	-9.3	-9.2	-8.9	-8.5
	12H	-9.7	-9.4	-9.2	-9.0	-8.6	-9.7	-9.4	-9.2	-9.0	-8.6
	4H	-9.6	-9.3	-9.2	-8.9	-8.5	-9.6	-9.3	-9.2	-8.9	-8.5
	6H	-9.7	-9.5	-9.2	-9.1	-8.6	-9.7	-9.5	-9.2	-9.1	-8.6
	8H	-9.7	-9.6	-9.3	-9.1	-8.7	-9.7	-9.6	-9.3	-9.1	-8.7
12H	12H	-9.8	-9.7	-9.3	-9.2	-8.7	-9.8	-9.7	-9.3	-9.2	-8.7
	4H	-9.6	-9.4	-9.2	-9.0	-8.6	-9.6	-9.4	-9.2	-9.0	-8.6
	6H	-9.7	-9.6	-9.3	-9.1	-8.7	-9.7	-9.6	-9.3	-9.1	-8.7
	8H	-9.8	-9.7	-9.3	-9.2	-8.7	-9.8	-9.7	-9.3	-9.2	-8.7
Variation of the observer position for the luminaire distances S											
S = 1.0H		+3.2 / -3.0					+3.2 / -3.0				
S = 1.5H		+5.6 / -5.9					+5.6 / -5.9				
S = 2.0H		+7.6 / -8.5					+7.6 / -8.5				
Standard table		BK00					BK00				
Correction Summand		-27.9					-27.9				
Corrected Glare Indices referring to 140lm Total Luminous Flux											

Dimensional Drawing

